

Instructions for Existing Annual Ticket Holders

Booking a Free Return Visit (from 20 January 2026)

To book your free return visit using our new ticketing system, please follow the steps below. Screenshots are provided at the end of this document.

1. **Visit our new ticketing website:**
<https://tickets.jodrellbank.net>
2. **Select 'Account'** in the top right-hand corner of the page.
3. Click 'Already registered? **Login Here**'.
4. Select '**Forgotten your password?**'
5. **Enter the email address** you previously used to book tickets with Jodrell Bank and select '**Send Password Reset Email**'.
6. Within a few minutes, you'll receive a **password reset email**, allowing you to create a new password for your account.
7. Once your password is set, **log in using your email address and new password**. You'll then be able to view your Annual Ticket details.
8. To book your **free return visit**, make sure you are logged into your account and select '**I Have an Annual Ticket**' during the booking process on [this](#) page.

Visiting on the day


If you're unable to book online in advance, **Annual Ticket holders are still welcome to arrive on the day**. Simply speak to a member of our team at the entrance, and they'll be happy to help you gain admission.

If you have any questions or experience any issues at any point, please don't hesitate to [contact us](#) or speak to one of our friendly staff members when you arrive.

We look forward to welcoming you back to Jodrell Bank soon! 🌞

Step-by-step images


1. Visit our new ticketing website: <https://tickets.jodrellbank.net>
2. Select 'Account' in the top right-hand corner of the page.



What would you like to do?

Tickets


Ready to plan your mission? Explore our full range of ticket options and book your day out, event, school trip, or group visit.



[Explore Tickets](#)

Calendar


Have a specific launch window in mind? View our calendar to discover special events taking place on your chosen day!



[View Calendar](#)

Book your tickets to Jodrell Bank Centre for Engagement, a UNESCO World Heritage Site and home to the iconic Lovell Telescope. We are proud to be part of The University of Manchester, helping deliver the University's vision to advance education, knowledge, and wisdom for the good of society.

3. Click 'Already registered? **Login Here**'.



Create Account

Already registered? [Login Here](#)

I am an individual I represent a company

Title *

First Name *

Last Name *

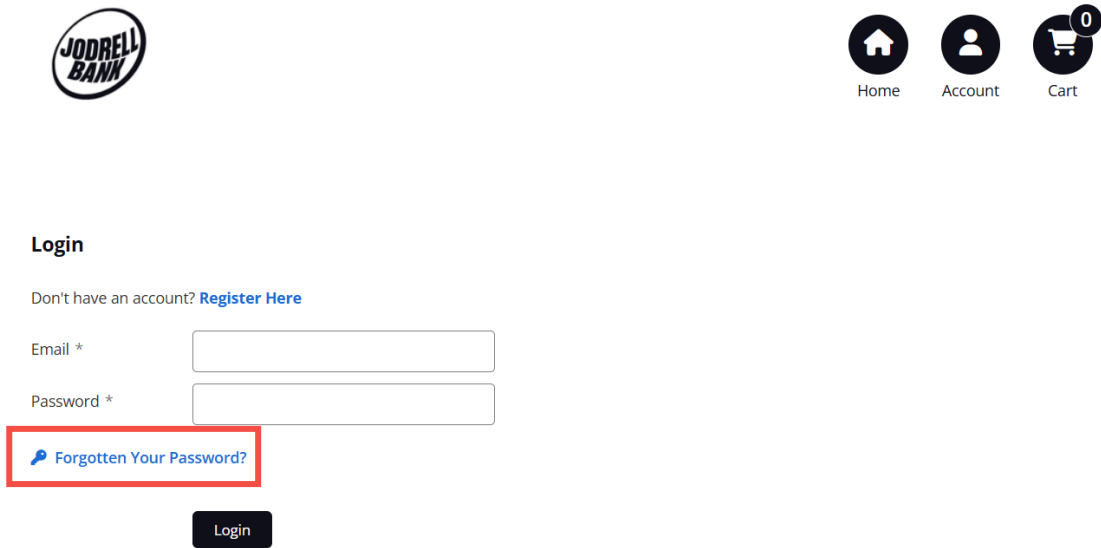
Telephone *

Email *

Password *

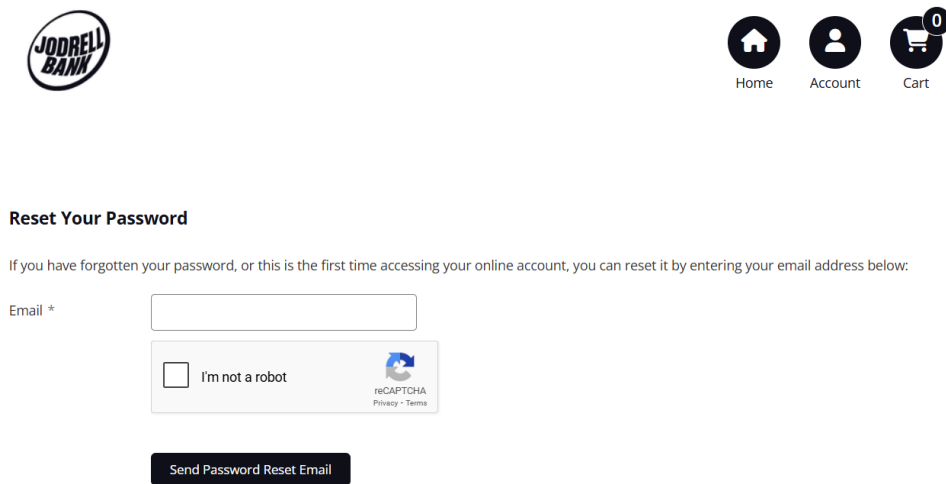
Repeat Password *

4. Select **'Forgotten your password?'**



The screenshot shows the Jodrell Bank website header with the logo on the left and navigation icons for Home, Account, and Cart on the right. Below the header is a 'Login' section. It includes a link for 'Register Here' for users without an account. There are two input fields for 'Email *' and 'Password *'. A link for 'Forgotten Your Password?' is highlighted with a red rectangular box. Below the input fields is a 'Login' button.

5. **Enter the email address** you previously used to book tickets with Jodrell Bank and select **'Send Password Reset Email'**.



The screenshot shows the Jodrell Bank website header with the logo on the left and navigation icons for Home, Account, and Cart on the right. Below the header is a 'Reset Your Password' section. It includes a paragraph explaining that users can reset their password by entering their email address. There is an 'Email *' input field. Below the input field is a reCAPTCHA widget with the text 'I'm not a robot' and a 'reCAPTCHA Privacy - Terms' link. Below the reCAPTCHA widget is a 'Send Password Reset Email' button.

Book your tickets to Jodrell Bank Centre for Engagement, a UNESCO World Heritage Site and home to the iconic Lovell Telescope. We are proud to be part of The University of Manchester, helping deliver the University's vision to advance education, knowledge, and wisdom for the good of society.

9. Within a few minutes, you'll receive a **password reset email**, allowing you to create a new password for your account.

10. Once your password is set, **log in using your email address and new password**. You'll then be able to view your Annual Ticket details.